



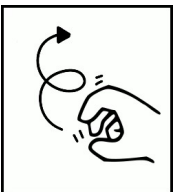

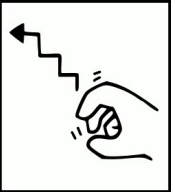

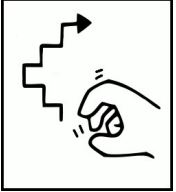

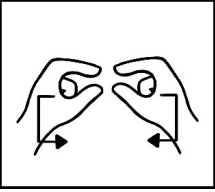
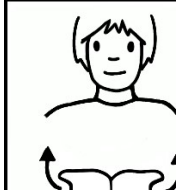
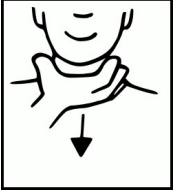

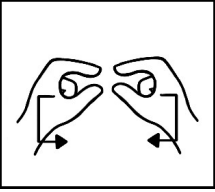
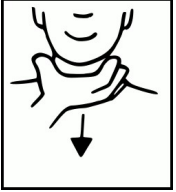
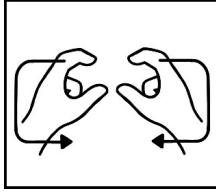
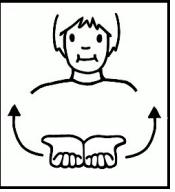

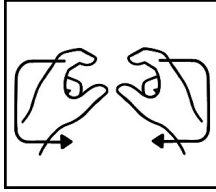


LABEL THE SIGNS

SIGN MODIFICATION – NOUNS – SIZE AND SHAPE

1. From the list, label under the correct modified signs
2. Practice signing the normal sign, and then the sign modification for it to make it bigger or smaller, e.g. BOWL, BIG-BOWL

box				
big box	_____	_____	_____	_____
bowl				
big bowl	_____	_____	_____	_____
small boat				
big boat	_____	_____	_____	_____
frame				
small frame	_____	_____	_____	_____
round frame				
plate	_____	_____	_____	_____
big plate				
beard	_____	_____	_____	_____
pointy beard				
bushy beard	_____	_____	_____	_____
stairs				
spiral stairs	_____	_____	_____	_____
L stairs				
low hill	_____	_____	_____	_____
high hill	_____	_____	_____	_____