

PREP

Classroom

Hello!

How are you? *Have students sign GOOD, OK, HAPPY, SAD back*

Classroom – Exercise

Resources – Whiteboard and Markers, paper, scissors, glue, pencil, and ruler

- Ask students, WHERE and PLEASE BRING ME...
PAPER
SCISSORS
GLUE
PENCIL
RULER
TEACHER
 - Write the words on board. Sign each word to students. Sign again, students to copy.
 - Hold up the items one by one, and let the students sign.
 - Let 5 volunteers go outside, and other 5 volunteers hide an item behind his/her back.
 - The 5 come back inside, and guess what item the other student is holding – by signing the item out. The student holding the item can nod or shake head.
-

Classroom – Activity

Simon Says

Pick an item on board and show actions for students to copy, eg. PAPER, show shape, SCISSORS, show cutting it out, etc

Classroom vocab and verbs – Writing Activity

Resources – Sheet – In the Classroom

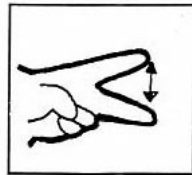
- Demonstrate tracing the words and matching the pictures
 - Demonstrate students to line up and collect their paper
 - Students to trace in words and match the pictures
-

EVALUATION:

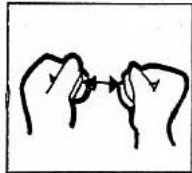
In the Classroom

Match the signs to the correct pictures

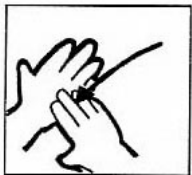
scissors




paper



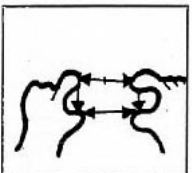
glue



pencil



ruler



teacher

