

GRADE 5 & 6

HOUSE ICONS

- Hello!
 - How are you?
-

Exercise – House Icons

- Write house vocabs on board:

tap	curtain	window	hall	stairs
garage	door	floor	wall	roof
chimney	chair	table	bedroom	plate
fork	knife	toilet	laundry	shelves
drawers	lights	bathroom	kitchen	

- Ask students to think what the signs are (good fun – students can be very creative!) and give correct signs
 - Go through the vocabs again, asking students to guess the correct signs
-

Activity – GAME – find the correct house sign picture

Resources – House icon list (above) on board, and laminated sign cards from the above list

- Divide the students into two teams
 - Place the cards on a table away from the students
 - One from each team up in front. Point to a house word on the board. When any of the two students sign it correctly, they can rush off to the table and find the correct sign picture card. The one who finds the correct card is awarded a point to his/her team
-




















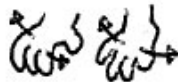
Activity – House Items

Resources – Sheet – “Auslan – In the House”

- Students to label the pictures and cross out the words
-

EVALUATION:


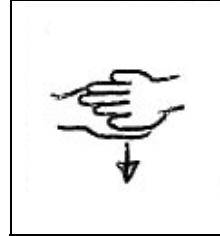
House Sign Cards

In the House

Label the sign pictures and cross out the words

Stairs



Bed

Hall

Laundry

Chimney

Floor

Plate

Window

Wall

Toilet

Knife

Garage

Table

Chair

Roof

Tap

Fork

Curtain

Door

