

GRADE 3 & 4

Food

- Hello! How are you?
-

Exercise – Food

Resources – Food chart

- Sign each food picture on the Food chart to students. Sign again, students to copy.
 - Next, students to voluntary guess random food picture on chart.
-

Activity – Food Chinese/Sign Whispers

Resources – Roll list of students' names, whiteboard & marker

- Demonstrate the Sign Whispers with 5 volunteers.
 - Explain that the first line to finish first and gets the correct sign receives 3 points. If they remember the sign for it, they get an extra 5 points.
 - Fingerspell students' names and divide into five groups
 - Students line up in their groups. (The first in each line faces you and the rest faces the opposite direction).
 - Sign a food item and eating actions and let students relay exactly
-





Activity – Food

Resources – Sheet – Food

- Students write underneath the signed alphabets the correct foods
 - Students pair up and practice fingerspelling and signing food vocabs from the sheet
-




EVALUATION:

Food Chart



Images: Miniflash Cards Language Games *Picture Bank Series A & B*

Food Chart



Images: Miniflash Cards Language Games *Picture Bank Series A & B*



Food