

GRADE 1 & 2

Numbers

Hello!

How are you? Have students sign GOOD, OK, HAPPY, SAD back

Numbers – Exercise

Resources – Numbers Chart

- Put Numbers Chart on wall. Sign each number to students. Sign again, students to copy.
 - Next, students to voluntary guess each number.
-

Numbers – Activity – Guess My Age

- Write on board, HOW-OLD
 - Ask random students, HOW-OLD YOU? Ensure that the location is on the nose for telling ages
 - Ask students to guess my age. Use the up and down motion for them to guess higher or lower.
-

Numbers – Game – Auslan Whispers

Resources – Whiteboard, marker

- Students organise themselves into five groups, lined up. Those in front of the line face you, the others in the line face in opposite direction, i.e. having their backs towards their front person.
 - Each person in the front of the line is given the same 2 or 3 numbers in a row.
 - They then turn around and tap to the next person in their line and sign the numbers in the correct order.
 - The second person turns around and does the same to the third person, until the person at the end of the line receives the number.
 - The last person of each group display their number. If it is signed correctly and in the correct order, their group receives a point.
-


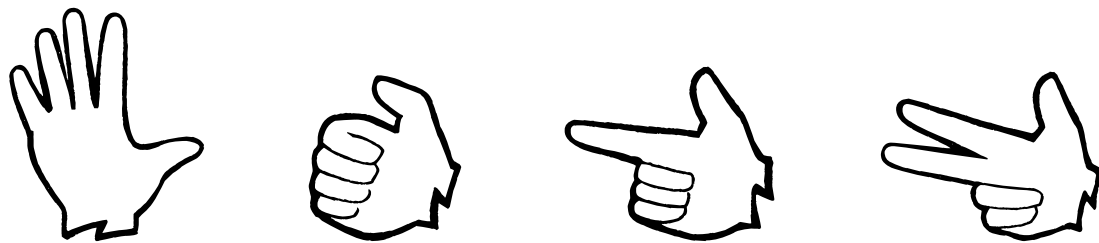

Numbers –Activity – Cut and Paste

Resources – Sheet – Auslan Numbers 0 -10

- Show Auslan Numbers Sheet. Demonstrate cutting and pasting.
 - If students finish early, they can practice signing to a friend and show their sheet and signing skills to the Auslan teacher for marking and feedback.
-

Evaluation:

The Number Chart



Created with Auslan Susana 1 font

Auslan Numbers

0 =

1 =

2 =

3 =

4 =

5 =

6 =

7 =

8 =

9 =

10 =

