

GRADE 1 & 2

The Alphabet

Hello!

How are you? *Have students sign GOOD, OK, HAPPY, SAD back*

The Alphabet – Exercise

Resources – Alphabet Chart, Whiteboard and Markers

- Put the Alphabet Chart on wall. Sign each alphabet to students.
 - Sign again, students to copy.
 - Next, students to voluntary guess each alphabet.
-

The Alphabet – Activity

Resources – Alphabet Name Strip for each Student in Class

- Each student has their own alphabet name strip.
 - Mix up the strips and give one to each student.
 - Have them find the correct person and give the strip, and also find theirs.
 - Students who have their name strips, write down their names on the strip underneath.
-

The Alphabet Wiseman Game

Resources – The Alphabet Chart

- Put an Alphabet Chart in front of class, have two lines of students meeting at the front.
 - Sign an alphabet and have the front two from both lines point to the correct alphabet on the chart. The first one to point wins.
 - Vice-Versa: Point to the alphabet on chart, and have students try sign it first
-

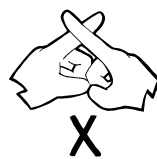
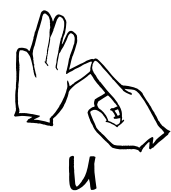



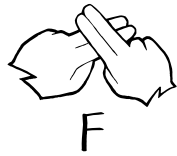
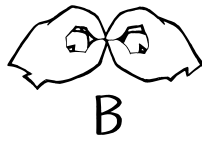

The Alphabet - Writing Activity

Resources – Sheet – Find the Names

- Demonstrate finding the names in the Word Finder sheet
 - Students to line up and collect their paper
-

Evaluation:

The Alphabet Chart



Created with Auslan Susana 2 font

Alphabet Name Strip

The below alphabet names strips are for example only – you can create your own students' names in Word Document with **Auslan Susana 1** font and print it out.

